












ARDCOH	JOB NO.	3962 - 1	ISSUE	PRELIMINARY
7 ASHLEY PARK DRIVE	ADDRESS	16-18 DALGELY ST	REVISION	P1
CHELSEA HEIGHTS VIC 3199		OAKLEIGH 3166	DATE	08.01.2018
P: (03) 9776 0459	INELWAYS			
info@ardcon.com.au	CLIENT	CORCORIS GROUP		

LOCATION	CODE	ITEM DESCRIPTION	QUANTITY	PRODUCT DESCRIPTION	IMAGE	SUPPLIER	COMMENTS	APPROVAL
----------	------	------------------	----------	---------------------	-------	----------	----------	----------

EXTERNAL FINISHES AND PAINTS

LOCATION	CODE	ITEM DESCRIPTION	QUANTITY	PRODUCT DESCRIPTION	IMAGE	SUPPLIER	COMMENTS	APPROVAL
ROOF		METAL ROOFING ALL FLOORS OTHER THAN ROOF LEVEL		KLIP-LOK CLASSIC 700 COLORBOND STEEL ROOFING FINISH: POWDERCOATED COLOUR: SURFMIST FLASHINGS: COLORBOUND (TO ALL AREAS)		LYSAGHT OR SIMILAR APPROVED	ROOF PITCH: 2 DEGREES MIN. FLASHINGS: COLORBOUND (TO ALL AREAS)	
		METAL ROOFING ABOVE 4TH FLOOR LEVEL		KLIP-LOK CLASSIC 700 ZINCALUME STEEL ROOFING FINISH: POWDERCOATED COLOUR: ZINCALUME FLASHINGS: ZINCALUME (TO ALL AREAS)		LYSAGHT OR SIMILAR APPROVED	ROOF PITCH: 2 DEGREES MIN. FLASHINGS: ZINCALUME (TO ALL AREAS)	
		BOX GUTTER		COLORBOND BOX GUTTERING TO ALL VISIBLE ROOFS BELOW 4TH FLOOR COLOUR: SURFMIST ZINCALUM STEEL BOX GUTTERING TO ROOF LEVEL ABOVE 4TH FLOOR WHERE NOT VISIBLE SIZE: AS NOMINATED ON DRAWINGS		LYSAGHT OR SIMILAR APPROVED		
		GLAZED ROOF PANELS / SKYLIGHTS		TBC				
		SOLAR PANELS		SOLAR PANELS TO SERVICE ALL COMMON AREAS AS PER SERVICES ENGINEERS SPECIFICATION		BUILDERS OWN SUPPLIER		
		PLANT PLATFORM		SURFACE MOUNTED PLATFORM CONFORM SERIES 1		CON-FORM GROUP OR SIMILAR APPROVED		
		PLANT PLATFORM SCREEN		STANDARD SCREEN WALL FINISH: POWDERCOATED COLOUR: SURFMIST		CON-FORM GROUP OR SIMILAR APPROVED	SCREEN 2000mm HIGH	
		ROOF WALKWAY		PERMASTRUCT FIBREGLASS GRATING WALKWAY PANELS PERMASTRUCT FRP ROOF WALKWAYS COLOUR: YELLOW WIDTH: 600mm THICKNESS: 15mm		PERMASTRUCT OR SIMILAR APPROVED		
		ROOF ACCESS HATCH		TBC				
		TV AERIAL		AS PER SERVICES CONSULTANT NOMINATIONS				
		ANCHOR POINTS		TO SUIT SAFETY AND BUILDING MAINTENANCE REQUIREMENTS INCLUDING ABSAILING		SAYFA OR SIMILAR APPROVED		
		LIFT & STAIR VOID CAPPING		COLORBOND STEEL CAPPING FINISH: POWDERCOATED COLOUR: SURFMIST		LYSAGHT OR SIMILAR APPROVED		
		LIFT VOID CAPPING & EXPOSED SHAFT WALLS		FINISH: DULUX PAINT COLOUR: TERRACE WHITE		DULUX		
EXTERNAL WALLS	MC01	FEATURE FACADE CLADDING DECORATIVE FEATURE BANDS TO ROOF OVERHANG		POWDERCOATED METAL CLADDING COLOUR: DULUX DEEP OCEAN POWDERCOAT			REFER TO ARCHITECTURAL ELEVATIONS.	
	CFC01	APARTMENT EXTERNAL WALLS		EXOTEC CFC CLADDING INSTALLED TO MANUFACTURERS RECOMMENDATIONS. PROVIDE 10MM EXPRESSED JOINTS WITH SILICON / MASTIC SEALANT. FINISH: DULUX ACRATEX HIGH BUILD PERFORMANCE COATING SYSTEM & NANOTECH EXTERNAL COATING X 2 COATS COLOUR - LEXICON		JAMES HARDIE & DULUX & NANOTECH TECHNOLOGY	REFER TO ARCHITECTURAL ELEVATIONS.	
	CP01	APARTMENT EXTERNAL WALLS		IN SITU CONCRETE. FINISH: DULUX ACRATEX RENDERWALL SYSTEM & NANOTECH EXTERNAL COATING X 2 COATS COLOUR - LEXICON		JAMES HARDIE & DULUX & NANOTECH TECHNOLOGY	REFER TO ARCHITECTURAL ELEVATIONS.	
	W01	ALUMINIUM WINDOWS		PROFILE: SIMILAR TO 400 SERIES COLOUR OF FRAME: SILVER GREY GLASS AS STIPULATED IN ENERGY REPORT COLOUR OF GLASS: CLEAR PROVIDE FLYSCREENS TO OPENABLE SASHES SPANDREL GLASS TO SECTIONS NOMINATED		YY CONSTRUCTION S OR SIMILAR APPROVED	REFER TO ARCHITECTURAL ELEVATIONS AND WINDOW SCHEDULE	
		LOUVRE DOORS AND GRILLES		LOUVRE DOOR FINISH: POWDERCOATED - "WINDSPRAY" TO AUTHORITY SPECIFICATIONS WHERE REQUIRED		BUILDERS RANGE	LOUVRE STYLE REFER TO ARCHITECTURAL ELEVATIONS	
BALUSTRADES	BLO1	SOLID BALUSTRADE		JAMES HARDIE EXOTEC CFC CLADDING WITH RENDERED FINISH FINISH: DULUX ACRATEX HIGH BUILD PERFORMANCE COATING SYSTEM & NANOTECH EXTERNAL COATING X 2 COATS COLOUR: LEXICON		JAMES HARDIE & DULUX & NANOTECH TECHNOLOGY	REFER TO ARCHITECTURAL ELEVATIONS	





















ARDCON	JOB NO.	3962 - 1	ISSUE	PRELIMINARY
7 ASHLEY PARK DRIVE	ADDRESS	16-18 DALGELY ST	REVISION	P1
CHELSEA HEIGHTS VIC 3196		OAKLEIGH 3166	DATE	08.01.2019
P: (03) 9776 0089	MELWAYS			
info@ardcon.com.au	CLIENT	CORCORIS GROUP		

LOCATION	CODE	ITEM DESCRIPTION	QUANTITY	PRODUCT DESCRIPTION	IMAGE	SUPPLIER	COMMENTS	APPROVAL
	BLO2	GLASS BALUSTRADE		SEMI FRAMELESS BALUSTRADE SYSTEM WITH CLEAR GLASS STAINLESS STEEL PEDESTALS CLAMP TYPE, 40mm DIA. TOP MOUNTED STAINLESS STEEL STRUCTURALLY INDEPENDANT HANDRAIL.		BUILDERS RANGE	REFER TO ARCHITECTURAL ELEVATIONS	
	SC01	OPAQUE GLASS BALUSTRADE / SCREEN		65mm x 35mm NOM TIMBER BATTENS @ 60mm CTS (Vertically) JARRAH FINISH SIMILAR APPROVED ALUMINIUM OR COMPOSITE PRODUCTS AS POSSIBLE ALTERNATIVES.		BUILDERS RANGE	REFER TO ARCHITECTURAL ELEVATIONS	
BALCONIES	BLO1	BALCONY TILING		SIGMA TILE SIZE: 300 X 600mm OUTDOOR LIGHT GREY CODE: 370105		SIGMA	Already specified in invoice to FCG number IVE 15 0604	
		TILE GROUT		PAREXDAVCO SANITIZED COLOR GROUT COLOUR: #03 GUNMETAL GREY		PAREXDAVCO OR SIMILAR APPROVED		
		SOFFIT LINING		WR PLASTERBOARD LINING WITH PAINTED FINISH FLUSH JOINTED. COLOUR: DULUX VIVID WHITE (FLAT ACRYLIC FINISH) CODE: D12 PROVIDE EXPANSION JOINTS TO MANUFACTURERS RECOMMENDATIONS		BUILDERS RANGE		
		BALCONY FLOORWASTE		CHROME FLOOR WASTE 100X100 NOM.		BOURNE	REFER TO SERVICES DRAWINGS FOR LOCATION AND SERVICES DOCUMENTATION FOR SPECIFICATION.	
DRIVEWAY		BASEMENT CARPARK ENTRY DOOR		RHINO FABRICATIONS FINISH: POWDERCOATED - "WINDSPRAY" AUTOMATIC WITH REMOTE CONTROL PANEL LIFT TYPE OPERATION		BUILDERS RANGE	LOUVRE STYLE REFER TO ARCHITECTURAL ELEVATIONS	
		DRIVEWAY SURFACE		PLAIN NATURAL CONCRETE - UNTREATED				
EXTERNAL WORKS		EXTERNAL FLOORING		OUTDOOR DARK GREY WITH SPECKLE FINISH TILE: 500 X 300MM CODE: 370105		SIGMA	REFER TO ARCHITECTURAL DETAILS.	
		EXTERNAL STAIRS EXCLUDING STAIR LEADING TO BASEMENT		OUTDOOR DARK GREY WITH SPECKLE FINISH TILE: 500 X 300MM CODE: 370105		SIGMA	REFER TO ARCHITECTURAL DETAILS. SAME TILES AND GROUT AS PLANTERS AND EXTERNAL FLOORING	
		TILE GROUT TO ALL EXTERNAL FLOOR, PLANTERS' AND STAIRS' TILES		PAREXDAVCO SANITIZED COLOR GROUT COLOUR: #03 GUNMETAL GREY		PAREXDAVCO OR SIMILAR APPROVED		
		EXTERNAL STAIR NOSING		SQUARE ALUMINIUM STAIR NOSING ANODISED ALUMINIUM PROFILE CODE: FSN-AS070 COLOUR: BLACK CARBORUNDUM WITH GLOW IN THE DARK STRIP		FLOOR SAFETY SERVICES OR SIMILAR APPROVED		
		TACTILE GROUND SURFACE INDICATORS (TGS)		CTA GROUP. MODEL: SURESTEEL CLASSIC (STUD) FINISH: STAINLESS STEEL		CTA GROUP OR SIMILAR APP		
		HANDRAILS		38.1mm DIAMETRE ROUND STAINLESS STEEL HANDRAIL SATIN FINISH		HAMMERSMITH OR SIMILAR APPROVED	REFER TO ARCHITECTURAL DETAILS.	
		SERVICE DOORS		LOUVRED DOOR FINISH: POWDERCOATED - "WINDSPRAY" TO AUTHORITY SPECIFICATIONS WHERE REQUIRED		BUILDERS OWN SUPPLIER		
		EXTERNAL SEATING		TBC				
	FD1	FEATURE TRAYER LOOK FENCING		EKODECK 88X23X5.4M (PRODUCT SIZE) WITH 12MM GAPS COLOUR: GREYSTONE		EKODECK OR SIMILAR		
RAINWATER GOODS		EXPOSED DOWNPIPES, BRACKETS ETC		SATIN ENAMEL - FOAM ROLLER FINISH COLOUR: TO MATCH CLADDING BEHIND	VARIES	DULUX OR SIMILAR		














INTERNAL FINISHES AND PAINTS

BASEMENT		CONCRETE FLOOR		CONCRETE FLOOR WITH LINEMARKING - UNTREATED		N/A		
		CONCRETE WALLS		COLOUR: NATURAL OFF FORM FINISH		N/A		
		DRAINAGE (FOR WET BASEMENT)		SPOON DRAIN SYSTEM WITH FC SHEET COVER		N/A		







ARDCON	JOB NO.	3962 - 1	ISSUE	PRELIMINARY
7 ASHLEY PARK DRIVE	ADDRESS	16-18 DALGETY ST	REVISION	P1
CHELSEA HEIGHTS VIC 3196		OAKLEIGH 3166	DATE	08.01.2018
P: (03) 9776 0089	MELWAYS			
info@ardcon.com.au	CLIENT	CORCORIS GROUP		

LOCATION	CODE	ITEM DESCRIPTION	QUANTITY	PRODUCT DESCRIPTION	IMAGE	SUPPLIER	COMMENTS	APPROVAL
RESIDENTIAL ENTRY AND LIFT LOBBY		BIKE RACK		CORA MULTIPLE BIKE RACKS FINISH: STAINLESS CODE: EXPO		CORA OR SIMILAR APPROVED	MODEL TO SUIT NUMBER OF BIKES BEING ACCOMMODATED	
		CAR STACKERS		CAR STACKERS INTERNATIONAL (NAUSBAUM)				
		LETTERBOX		MULTIBANK LETTERBOX - 36 NUMBER EXTERNAL DIMENSIONS: 777mm W X 777mm H X 334mm D ANODISED ALUMINIUM		MAILSAFE MAILBOXES OR SIMILAR APPROVED		
		RESIDENTIAL ENTRY / LOBBY CEILING		ACRYLIC / FLAT FINISH COLOUR: FLAT FINISH - DULUX - LEXICON QUARTER CODE: B11		DULUX OR SIMILAR		
		RESIDENTIAL ENTRY / LOBBY CEILING CORNICES		SQUARE SET ACRYLIC/LOW SHEEN WASH & WEAR OR SIMILAR COLOUR: LEXICON QUARTER CODE: B11		DULUX OR SIMILAR		
		RESIDENTIAL ENTRY / LOBBY FLOOR TILES		POLISHED GLAZED PORCELAIN TILE TILE: 600 X 600MM CODE: TBC CORNERS TO BE MITRED		SIGMA		
		RESIDENTIAL ENTRY / LOBBY WALL TILES		POLISHED GLAZED PORCELAIN TILE TILE: 600 X 600MM CODE: TBC CORNERS TO BE MITRED		SIGMA		
		TILE GROUT TO RESIDENTIAL ENTRY / LOBBY WALL & FLOOR TILES		PAREXDAVCO SANITIZED COLOURGROUT COLOUR: TBC		PAREXDAVCO OR SIMILAR APPROVED		
		RESIDENTIAL COMMON PASSAGE FEATURE WALL		TBC				
		ENTRY / LOBBY DOORS ARCHITRAVES & FRAME		SATIN ENAMEL COLOUR: DULUX TEAHOUSE CODE: GR23 / PH2AG		DULUX OR SIMILAR		
	PAINT TO DOORS		SATIN ENAMEL - FOAM ROLLER FINISH COLOUR: DULUX - TEAHOUSE CODE: GR23 / PH2AG		DULUX OR SIMILAR			
SERVICE AREAS		CLEANERS STORAGE ROOM CEILING		ACRYLIC/FLAT FINISH COLOUR: DULUX - LEXICON QUARTER CODE: B11		DULUX OR SIMILAR APPROVED		
		CLEANERS STORAGE ROOM WALLS		ACRYLIC/LOW SHEEN WASH & WEAR OR SIMILAR COLOUR: FLAT FINISH - DULUX - LEXICON QUARTER CODE: B11		DULUX OR SIMILAR		
		CLEANERS STORAGE ROOM FLOOR TILES		DARK GREY PORCELAIN TILES MATT FINISH CODE: TBC TILE: 600 X 600MM		SIGMA TILES		
		CLEANERS STORAGE ROOM WALL TILES		DARK GREY PORCELAIN TILES POLISHED FINISH WALL TILES UP TO 1800mm FROM FINISHED FLOOR LEVEL CODE: TBC TILE: 600 X 300MM		SIGMA TILES		
		WASTE ROOM FLOOR		GREY EPOXY SEALER DULUX LUXAFLOOR® ROLLCOAT PC227 COLOUR: LIGHT GREY CODE: TBC		DULUX OR SIMILAR APPROVED		
		WASTE ROOM WALLS		CONCRETE WALLS WITH EPOXY SEALER TO A HEIGHT OF 2100MM ABOVE FLOOR LEVEL COLOUR: LIGHT GREY CODE: TBC		DULUX OR SIMILAR APPROVED		
		TILE GROUT TO ALL SERVICE AREA TILES		PAREXDAVCO SANITIZED COLOR GROUT COLOUR: #03 GUNMETAL GREY		PAREXDAVCO OR SIMILAR APPROVED		
		STAIR TREADS IN FIRE ESCAPE STAIRS		CONCRETE STAIRS & TREADS FINISH: PLAIN CONCRETE				
		STAIR NOSINGS INCLUDING FIRE ESCAPE STAIRS		TBC				
COMMON AREAS		CEILING		SUSPENDED FLUSH JOINTED PLASTERBOARD CEILING ACRYLIC / FLAT FINISH COLOUR: LEXICON QUARTER CODE: B11		BUILDERS RANGE		
		CORNICES		SQUARE SET ACRYLIC/LOW SHEEN WASH & WEAR OR SIMILAR COLOUR: LEXICON QUARTER CODE: B11		DULUX OR SIMILAR		
		PLASTERBOARD WALLS		ACRYLIC/LOW SHEEN WASH & WEAR OR SIMILAR COLOUR: LEXICON QUARTER CODE: B11		DULUX OR SIMILAR APPROVED		










ARDCON	JOB NO.	3962 - 1	ISSUE	PRELIMINARY
7 ASHLEY PARK DRIVE	ADDRESS	16-18 DALGELY ST	REVISION	P1
CHELSEA HEIGHTS VIC 3195		OAKLEIGH 3166	DATE	08.01.2018
P: (03) 9776 0089	TEL/WAYS			
info@ardcon.com.au	CLIENT	CORCORIS GROUP		

LOCATION	CODE	ITEM DESCRIPTION	QUANTITY	PRODUCT DESCRIPTION	IMAGE	SUPPLIER	COMMENTS	APPROVAL
		SKIRTING		SKIRTING 100mm HIGH X 2mm THICK ANODISED ALUMINIUM SKIRTING		BUILDERS RANGE		
		FEATURE CARPET 1		ABOVELEFT CARPETS - CARPETS INTER - COLOR DUET COLOUR: TBC MULTI-LEVEL TEXTURE TUFTED 100% SOLUTION DYED NYLON CARPET PROTECTION: STAIN PROTECTION & DRY SOIL REPELLENCE BACKING STRUCTURE: ECOSOFT TILE SIZE: 500 x 500mm		ABOVELEFT OR SIMILAR APPROVED	BUILDING SURVEYOR'S REQUIREMENTS FOR CARPET: CRF MIN.1.2, SDR MAX 750% ALL FEATURE CARPETS 1, 2, 3 & 4 TO COMBINE INTO ONE CORRIDOR CARPET DESIGN, REPEATED ON 1ST-6TH FLOORS	
		FEATURE CARPET 2		ABOVELEFT CARPETS - CARPETS INTER - COLOR TONE COLOUR: TBC TUFTED MULTI-LEVEL LOOP 100% SOLUTION DYED NYLON BCF CARPET PROTECTION: STAIN PROTECTION & DRY SOIL REPELLENCE BACKING STRUCTURE: ECOSOFT TILE SIZE: 500 x 500mm		ABOVELEFT OR SIMILAR APPROVED	BUILDING SURVEYOR'S REQUIREMENTS FOR CARPET: CRF MIN.1.2, SDR MAX 750% ALL FEATURE CARPETS 1, 2, 3 & 4 TO COMBINE INTO ONE CORRIDOR CARPET DESIGN, REPEATED ON 1ST-6TH FLOORS	
		FEATURE CARPET 3		ABOVELEFT CARPETS - CARPETS INTER - ARCHITECTURE COLOUR: TBC TUFTED MULTI-LEVEL LOOP 100% SOLUTION DYED NYLON BCF CARPET PROTECTION: STAIN PROTECTION & DRY SOIL REPELLENCE BACKING STRUCTURE: ECOSOFT TILE SIZE: 500 x 500mm		ABOVELEFT OR SIMILAR APPROVED	BUILDING SURVEYOR'S REQUIREMENTS FOR CARPET: CRF MIN.1.2, SDR MAX 750% ALL FEATURE CARPETS 1, 2, 3 & 4 TO COMBINE INTO ONE CORRIDOR CARPET DESIGN, REPEATED ON 1ST-6TH FLOORS	
		APARTMENT ENTRY DOOR & SERVICE DOORS ARCHITRAVES & FRAMES		SATIN ENAMEL COLOUR: DULUX - LEXICON QUARTER CODE: B11		DULUX OR SIMILAR	SAME COLOUR AS WALLS	
		SERVICE DOORS		SATIN ENAMEL - FOAM ROLLER FINISH COLOUR: DULUX - LEXICON QUARTER CODE: B11		DULUX OR SIMILAR	SAME COLOUR AS WALLS	
		FEATURE INTERNAL CLADDING		LED BACKLIT TRANSLUCANT TBC				
		PAINT TO APARTMENT ENTRY DOORS AND EXIT STAIR ONLY (OUTER FACE), NOT INCLUDING ARCHITRAVE OR FRAME		SATIN ENAMEL - FOAM ROLLER FINISH COLOUR: DULUX-TEAHOUSE TO OUTER FACE CODE: GR23;pr2a5		DULUX OR SIMILAR		
		FIRE EXIT STAIRCASE HANDRAIL		WALL MOUNTED 40MM DIAMETER GALVANISED				
COMMON AREAS - LIFT LOBBY		CEILING		SUSPENDED FLUSH JOINTED PLASTERBOARD CEILING COLOUR: FLAT FINISH - DULUX - LEXICON QUARTER CODE: B11		DULUX OR SIMILAR		
		FLOOR, WALL AND TILES		POLISHED GLAZED PORCELAIN TILE TILE: 600 X 600MM CODE: TBC CORNERS TO BE MITRED		SIGMA		
		TILE GROUT		PAREXDAVCO SAINITIZED COLOURCAULK COLOUR: TBC		PAREXDAVCO OR SIMILAR APPROVED		
		ALUMINIUM WINDOWS		PROFILE: SIMILAR TO 400 SERIES COLOUR OF FRAME: TBC COLOUR OF GLASS: CLEAR		YY CONSTRUCTION S (CHINESE WINDOW MANUFACTURE R)	REFER TO ARCHITECTURAL ELEVATIONS AND WINDOW SCHEDULE	
		EXIT SIGNAGE		TO SUIT ELEC CONTRACTORS NOMINATIONS TO BE MOUNTED AT A MAX HEIGHT OF 2700MM ABOVE FLOOR LEVEL				










INTERNAL APARTMENT FINISHES

APARTMENT ENTRY/FRONT DOORS & ARCHITRAVES (INNER FACE)	PAINT		SATIN ENAMEL - FOAM ROLLER FINISH TO DOOR COLOUR: LEXICON QUARTER - TO INNER FACE CODE: B11		DULUX OR SIMILAR		
INTERNAL DOORS & ARCHITRAVES	PAINT		SATIN ENAMEL - FOAM ROLLER FINISH TO DOOR ARCHITRAVE - 67mm CONTEMPORARY COLOUR: LEXICON QUARTER CODE: B11		DULUX OR SIMILAR		
BATHROOM / ENSUITE	FLOOR TILES		DARKER GREY FULLBODY TILE TILE 600 X 300MM CODE: TBC		SIGMA		
BATHROOM / ENSUITE LAUNDRY	WALL TILES		DARKER GREY FULLBODY TILE TILE 600 X 300MM CODE: TBC		SIGMA		
BATHROOM SKIRTING	SKIRT TILES		DARKER GREY FULLBODY TILE TILE 600 X 300MM CODE: TBC		SIGMA		
BATHROOM / ENSUITE MIRRORS	MIRROR		4MM SILVER BACK FRAMELESS WITH POLISHED EDGE AND FEATURE TILES TO SIDES		BUILDERS RANGE	REFER TO ARCHITECTURAL DRAWINGS FOR SIZES	
BATHROOM / ENSUITE FEATURE TILES	MIRROR EDGES		TBC		SIGMA	REFER TO ARCHITECTURAL DRAWINGS FOR SIZES	





ARDCON	JOB NO.	3962 - 1	ISSUE	PRELIMINARY
7 ASHLEY PARK DRIVE	ADDRESS	16-18 DALGELY ST	REVISION	P1
CHELSEA HEIGHTS VIC 3196		OAKLEIGH 3166	DATE	08.01.2018
P: (03) 9776 0089	MELWAYS			
info@ardcon.com.au	CLIENT	CORCORIS GROUP		

LOCATION	CODE	ITEM DESCRIPTION	QUANTITY	PRODUCT DESCRIPTION	IMAGE	SUPPLIER	COMMENTS	APPROVAL
KITCHENS		FLOOR TILES		DARKER GREY FULLBODY TILE TILE 600 X 300MM CODE: TBC		SIGMA		
TILE GROUT		TILE GROUT FOR ALL APARTMENT FLOOR AND WALL TILES		PAREXDAVCO SANITIZED COLOR GROUT COLOUR: TBC		PAREXDAVCO OR SIMILAR APPROVED		
LIVING, DINING, HALL, BEDROOMS		CARPET		REDBOOK CARPETS - DISCOVERY COLOUR: N0.93 METAL CUT PILE TWIST 28 OUNZE 100% SOLUTION DYED NYLON CARPET PROTECTION: SON FADE RESISTANT		REDBOOK CARPETS OR SIMILAR APPROVED	BUILDING SURVEYOR'S REQUIREMENTS FOR CARPET: CRF/MN.1.2, SDR MAX 750%	
LIVING, DINING, HALL, BEDROOMS		TIMBER LAMINATE FLOORING PURCHASER UPGRADE OPTION		QUICK-STEP LAMINATE TIMBER FLOORING NATURAL VARNISHED SPOTTED GUM ELIGNA U1689 PROVIDE TIMBER QUAD TO JUNCTION WITH SKIRTING		PREMIUM FLOORING OR SIMILAR APPROVED	REFER TO DEPARTURES LIST FOR EXTENT OF TIMBER LAMINATE FLOORING - ORDER FROM GREG SKOLMBRIS 03 9558 6082 M: 0400 033 507 E: skolmbris@optusnet.com.au	
INTERNAL TIMBER SKIRTING		PAINT		SATIN ENAMEL SKIRTINGS - 100mm CONTEMPORARY COLOUR: LEXICON QUARTER CODE: B11		DULUX OR SIMILAR		
INTERNAL PLASTER WALLS		PAINT		ACRYLIC/LOW SHEEN WASH & WEAR OR SIMILAR COLOUR: LEXICON QUARTER CODE: B11		DULUX OR SIMILAR		
INTERNAL PLASTER CEILING		PAINT		ACRYLIC / FLAT FINISH COLOUR: LEXICON QUARTER CODE: B11		DULUX OR SIMILAR		
INTERNAL CORNICES TO BATHROOMS, ENSUITES & BULKHEADS		PAINT		SQUARE SET ACRYLIC/LOW SHEEN WASH & WEAR OR SIMILAR COLOUR: LEXICON QUARTER CODE: B11		DULUX OR SIMILAR		
BUILT IN ROBES		SLIDING DOORS		MIRROR DOORS WITH ALUMINIUM EDGE - MATT SILVER FIT-OUT WITH SINGLE TOWER WITH 3 X ADJUSTABLE SHELVES, 3 X DRAWS, HANGING RAIL & SHELF		BUILDERS RANGE		

JOINERY FINISHES

CARCASS AND SHELVING		MELAMINE		WHITE 16MM MELAMINE PANELS FULLY EDGED + ADJUSTABLE SHELVINGS		N/A		
KITCHEN CABINETS	C1	DOORS		GLOSS ENAMEL PAINT FINISH CHINA REBON DK1205 (METALLIC WHITE) 30mm FINGERPULL SYSTEM TO CUPBOARDS BELOW BENCH & OVERHEADS NOTE: SOFT CLOSE TO THROUGHOUT		CHINA ENRICH OR SIMILAR APPROVED	OPTION FOR GLOSS LAMINATE IN LIEU OF ENAMEL PAINT	
KITCHEN CABINETS	C2	DOORS (RECESSED OVERHEAD CUPBOARDS)		GLOSS ENAMEL PAINT FINISH - CHINA REBON DK10501 (GREY) 30mm FINGERPULL SYSTEM TO CUPBOARDS BELOW BENCH & OVERHEADS NOTE: PUSH/TOUCH CATCH TO DOORS ABOVE RANGEROOD SOFT CLOSE TO THROUGHOUT		CHINA ENRICH OR SIMILAR APPROVED	OPTION FOR GLOSS LAMINATE IN LIEU OF ENAMEL PAINT	
KITCHEN KICKERS		ENAMEL		GLOSS ENAMEL PAINT FINISH CHINA REBON DK1205 (METALLIC WHITE)		CHINA ENRICH OR SIMILAR APPROVED	OPTION FOR GLOSS LAMINATE IN LIEU OF ENAMEL PAINT	
KITCHEN SPLASHBACK		GLASS SPLASHBACK		GLASS SPLASHBACK COLOUR: DULUX FLOODED GUM GR12/PG2C3		REGENCY SHOWER SCREENS OR SIMILAR		
KITCHEN BENCHTOP STANDARD		STONE BENCHTOP		CAESAR STONE WHITE SHIMMER 3142		CAESAR STONE OR SIMILAR		
BATHROOM VANITY & BASIN		BASIN		CALCOW / HUNG CABINET, BACI COUNTERTOP 900 X 450MM RECOMMENDED 40mm WASTE WITH OVERFLOW		BOURNE BATHROOM OR SIMILAR APPROVED		
KITCHEN CABINET HANDLES		CABINET HANDLES		POLISHED CHROME PLATED SLIM CABINET HANDLE SIZE: 128mm		BUILDERS RANGE		
LAUNDRY, MYS, PANTRY CUPBOARD & DOORS, ROBE ENDS		PANELS AND DOORS		GLOSS ENAMEL PAINT FINISH CHINA REBON DK1205 (METALLIC WHITE)		CHINA ENRICH OR SIMILAR APPROVED	OPTION FOR GLOSS LAMINATE IN LIEU OF ENAMEL PAINT	














APPLIANCES

OVEN		FAN FORCED: 600mm		MODEL: OV604S OR SIMILAR		DILUSSO OR SIMILAR APPROVED		
COOKTOP		GAS COOKTOP: 600mm		MODEL: GC604TF OR SIMILAR WITH FLAME FAILURE DEVICE		DILUSSO OR SIMILAR APPROVED		
RANGEHOOD		SLIDE OUT: 600mm		MODEL: TH601SS OR SIMILAR		DILUSSO OR SIMILAR APPROVED		
DISHWASHER		FULLY ELECTRONIC TOUCH CONTROL		MODEL: DW140G5 FREESTANDING DISHWASHER - FULLY ELECTRONIC TOUCH CONTROL 450 WIDE X 600 DEEP X 845mm HIGH		DILUSSO OR SIMILAR APPROVED		






ARDCON	JOB NO.	3962 - 1	ISSUE	PRELIMINARY
7 ASHLEY PARK DRIVE	ADDRESS	16-18 DALGELY ST	REVISION	P1
CHELSEA HEIGHTS VIC 3166		OAKLEIGH 3166	DATE	08.01.2018
P: (03) 9776 0089	MELWAYS			
info@ardcon.com.au	CLIENT	CORCORIS GROUP		

LOCATION	CODE	ITEM DESCRIPTION	QUANTITY	PRODUCT DESCRIPTION	IMAGE	SUPPLIER	COMMENTS	APPROVAL
AIR CONDITIONER		LIVING ROOMS		SAMSUNG AIR CONDITIONER AS PER SEAGCON SPECIFICATIONS			REFER TO DEPARTURES LIST FOR EXTENT OF ADDITIONAL AIR CONDITIONER UNITS	




FIXTURES AND FITTINGS

CLEANERS STORAGE ROOM		CLEANERS SINK JANITOR'S CUPBOARD		3 Monkeyz Cleaners Sink with Grate		BOURNE BATHROOM OR SIMILAR APPROVED		
WC / BATHROOM / ENSUITE / CLEANERS STORAGE ROOM		TOILET SUITE		ASCOT K009 TOILET SUITE		BUILDERS OWN SUPPLIER		
KITCHEN		KITCHEN SINK		UNDERMOUNT SINK SINGLE BOWL PRODUCT CODE: SU4040 SIZE: 445 x 445 x 200mm		BOURNE BATHROOM OR SIMILAR APPROVED		
KITCHEN		MIXER		CYLINDRO GOOSENECK SINK MIXER FULLY BRASS BASE CHROME FINISH WELS 5 STAR 6L/m		BOURNE BATHROOM OR SIMILAR APPROVED		
LAUNDRY		LAUNDRY TROUGH & CABINET		LAUNDRY TROUGH & CABINET 27L MINI CABINET YH231 METAL & STAINLESS STEEL RECTANGLE		BOURNE BATHROOM OR SIMILAR APPROVED		
LAUNDRY		MIXER		SINK MIXER - STAR SINK MIXER SOLID BRASS 40mm CERAMIC DISK CARTRIDGE 5 STAR WELS		BOURNE BATHROOM OR SIMILAR APPROVED		
BATHROOM VANITY & BASIN		BASIN		CALCO W/ HUNG CABINET, BACI COUNTERTOP 500 X 460MM RECOMMENDED 40mm WASTE WITH OVERFLOW		BOURNE BATHROOM OR SIMILAR APPROVED		
BATHROOM / ENSUITE		FLICK MIXER		ZEAVOLA CUBUS SQUARE BASIN MIXER HGZ3101 WELS 4 STAR 7.5L/min		ZEAVOLA OR SIMILAR APPROVED		
BATHROOM / ENSUITE		SHOWER BASE		ASCOT POLYMARBLE SHOWER BASE PRODUCT CODE (SKU): ASB90		ASCOT OR SIMILAR		
BATHROOM / ENSUITE		SHOWER HEAD		AURORA SHOWER RAIL 25YR WARRANTY FLOW RATE 9L/min 1 SPRAY SETTING		BOURNE BATHROOM OR SIMILAR APPROVED		
BATHROOM / ENSUITE		SHOWER MIXER		ZEAVOLA CUBUS SHOWER MIXER Z-5502SP WELS 4 STAR 7.5L/min		ZEAVOLA OR SIMILAR APPROVED		
BATHROOM / ENSUITE / WC		TOILET		CUADRO TOILET ROLL HOLDER OR SIMILAR PRODUCT CODE: PSS991G CHROME		BOURNE BATHROOM OR SIMILAR APPROVED		
BATHROOM / ENSUITE		TOWEL RAIL HOLDER		CUADRO SINGLE TOWEL RAIL OR SIMILAR PRODUCT CODE: PSS991Z60 600mm		BOURNE BATHROOM OR SIMILAR APPROVED		











ELECTRICAL FITTINGS

RESIDENTIAL FOYER LIFT LOBBY		WALL LIGHT IN GROUND FLOOR RESIDENTIAL FOYER ADJACENT TO LIFTS		NIRK CHROME AND GLASS 6W LED WALL LIGHT TELBOX AUSTRALIA NIRK WB05-CPWHH CHROME COLOUR, LED PANEL GLOBE BASE, 240V, LIGHT COLOUR TEMPERATURE 4000K COOL WHITE		BEACON LIGHTING OR SIMILAR		
RESIDENTIAL ENTRY FOYER LOBBY		FEATURE PENDANT LIGHT FITTING		TBC				
INTERNAL CEILING LIGHTS		DOWNLIGHTS		WHITE RECESSED DOWNLIGHT - LED GLOBE / WARM WHITE 13W		ECO LIGHT UP	VOLTEX RANGE APPROVED	
BALCONY CEILING LIGHTS		DOWNLIGHTS		WHITE RECESSED DOWNLIGHT - LED GLOBE / WARM WHITE 10W		ECO LIGHT UP	VOLTEX RANGE APPROVED	
DRIVEWAY / BASMENT ENTRY		WALL LIGHT		BRICK LIGHT 1P56 - 16W		ECO LIGHT UP		
APARTMENT INTERNAL AREAS		LIGHT SWITCHES		CLIPSAL 2000 CLASSIC RANGE OR SIMILAR		BUILDERS OWN SUPPLIER	VOLTEX RANGE APPROVED	

ARDCON	JOB NO.	3962 - 1	ISSUE	PRELIMINARY
7 ASHLEY PARK DRIVE	ADDRESS	16-18 DALGELY ST	REVISION	P1
CHELSEA HEIGHTS VIC 3196		DAKLEIGH 3166	DATE	09.01.2018
P: (03) 9776 0059	TELWAYS			
info@ardcon.com.au	CLIENT	CORCORIS GROUP		

LOCATION	CODE	ITEM DESCRIPTION	QUANTITY	PRODUCT DESCRIPTION	IMAGE	SUPPLIER	COMMENTS	APPROVAL
INTERNAL WALL PLATES		GPO SWITCHES		CLIPSAL 2000 CLASSIC RANGE OR SIMILAR		BUILDERS OWN SUPPLIER	VOLTEX RANGE APPROVED	
BASEMENT CEILING		FLURO LIGHTS		CLIPSAL FLUORESCENT LIGHTS OR SIMILAR		BUILDERS OWN SUPPLIER	VOLTEX RANGE APPROVED	
BASEMENT, LIFT AND COMMON AREAS		CCTV		SWANN CCTV SYSTEM OR SIMILAR MANUFACTURER. QUANTITY AS PER SERVICES DRAWINGS		BUILDERS OWN SUPPLIER	ALTERNATIVE PRODUCT - ZMODO	

DOOR FURNITURE

GROUND FLOOR RESIDENTIAL & COMMERCIAL ENTRY DOORS		HANDLE SET		NOVAS STAINLESS STEEL BACK TO BACK RECTANGLE ENTRY HANDLE SET MODEL NO. NH61004-4532555 COLOUR: SATIN STAINLESS STEEL MARINE GRADE 316 STAINLESS STEEL		NOVAS		
GROUND FLOOR RESIDENTIAL & COMMERCIAL ENTRY DOORS		SELF CLOSER		NOVAS SERIES HYDRAULIC COMMERCIAL POWER SELECTABLE DOOR CLOSER MODEL NO. 1300 ADJUSTABLE CLOSING SPEEDS 340W x 70H x 40L WEIGHT 2KG COLOUR: SILVER		NOVAS		
GROUND FLOOR RESIDENTIAL FOYER ENTRY SECURITY		SECURITY ENTRY SYSTEM		T.B.C				
GROUND FLOOR RETAIL TENANCY ENTRY SECURITY		ENTRANCE DOOR LOCK		T.B.C				
INDIVIDUAL APARTMENTS ENTRY DOOR		HANDLE SET		MODERN SATIN LEVER WITH MORTICE LOCK & CYLINDER WITH TURN SNIB DOOR CLOSER & SMOKE SEALS CODE: B0163555		LAVCO OR SIMILAR		
INDIVIDUAL APARTMENTS ENTRY DOOR SIGNAGE		SELF CLOSER		SATIN CHROME SELF CLOSER		LAVCO OR SIMILAR		
INDIVIDUAL APARTMENTS INTERNAL DOORS		HANDLE SET		MODERN SATIN LEVER, WITH PRIVACY LATCHES TO BATHROOMS DOOR CLOSER & SMOKE SEALS		LAVCO OR SIMILAR		
INDIVIDUAL APARTMENTS CAVITY SLIDING DOORS		FLUSH PULL HANDLES		SATIN CHROME FRASH / CIRCULAR WITH SQUARE PLATES		LAVCO OR SIMILAR		
ALL DOORS		DOOR STOPS		STAINLESS STEEL WITH RUBBER STOP		LAVCO OR SIMILAR		
INDIVIDUAL APARTMENTS ENTRY DOOR SIGNAGE		ENTRANCE DOOR APARTMENT NUMBERS		INDIVIDUAL STAINLESS STEEL APARTMENT NUMBERS & LETTERING		BUILDERS OWN SUPPLIER		
INDIVIDUAL APARTMENTS KITCHEN, LAUNDRY, BATHROOM CABINETS		CABINET DOOR SOFT CLOSE HINGES		PRESTIGE SOFT CLOSE HINGES INSET - DOOR FRONTS ARE FLUSH WITH CABINET SIDES 105 DEGREE OPENING NICKEL PLATED		BLUM		
INDIVIDUAL APARTMENTS LAUNDRY CABINETS		CABINET DOOR PULL HANDLES		PRESTIGE FULL OVERLAY CLIP ON PUSH TO OPEN HINGE DOORS COMPLETELY OVERLAY CABINET SIDES 110 DEGREE OPENING NICKEL PLATED		BLUM		